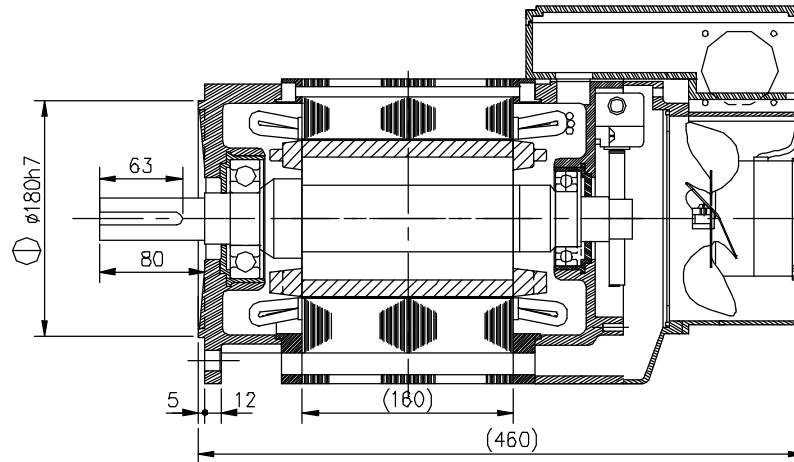
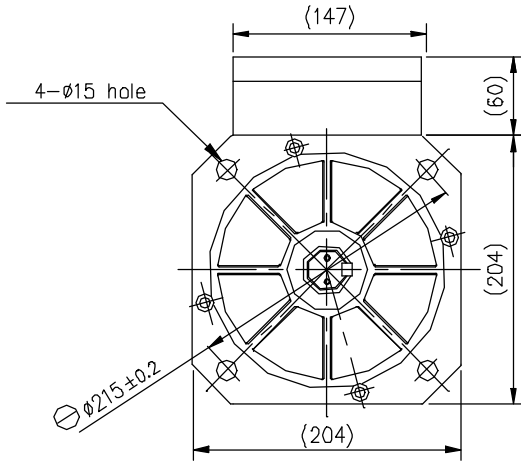


THREE PHASE INDUCTION MOTOR

TYPE ⇒ TOTALLY ENCLOSED FAN COOLED

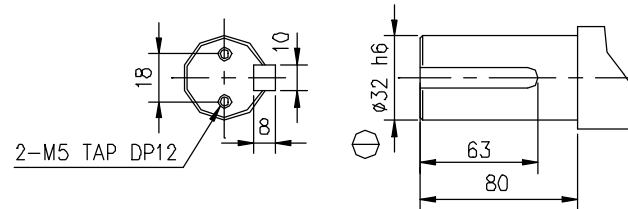
OTHER SPECIAL FEATURES

OUTLINE DIMENSIONS



NOTE

1. 3 PHASE SQUIRREL CAGE INDUCTION MOTOR
2. PAINT COLOR : GRAY
3. ALL DIMENSIONS ARE IN MILLIMETERS.
4. THE TOLERANCE FOR THE "CENTER HEIGHT" : (-0.5)
5. KEY TOLERANCE : KS B 1311 - 84



<붙임>

1. 3-상-3선-1
2. ()외 4-선-1-4-선-1-4-선-1
3. MOTOR제 10-V10제.
4. KEY : 10*8*57

GENERAL SPECIFICATIONS

SHAFT EXTENSION

NO.	FRAME NO.	KW	POLE	VOLTS	HZ	INS. CLASS	SERVICE FACTOR	RATING	BEARINGS		APPROX. WEIGHT	PROTECTION	MODEL NAME
									DRIVE	OPP.DRIVE			
A	FF215	5.5/7.5	4	180	50	F	1.0	CONT.	6308ZZ	6207ZZ	56kg	IP44	S10HC1SF
B													
C													
D													

DRAWING NO.		
PREPEARED	CHECKED	APPROVED

2000.05.12
C.K.KIM

LG·OTIS